



DID YOU KNOW?

LGBT+ identities among racially-minoritised groups




LGBT+ Census analysis

1


Did you know... that in the most recent

Scottish Census, racially-minoritised groups were more likely to identify as LGBT+ than the white population? The groups most likely to identify as LGB+ were those identifying with 'Mixed or multiple ethnic groups' at almost **13%**, and 'Caribbean or Black' groups at **9%**. This is over **2-3x** greater than in white groups.



DID YOU KNOW?

LGBT+ Census analysis



2

Similarly, for trans identities, people


from 'Mixed or multiple ethnic groups' are around **4x** more likely to identify as trans, and 'Caribbean or Black' individuals around **2.7x** more likely, compared with white populations.



3


These findings highlight how

sexual orientation, gender identity, and ethnicity intersect, shaping people's experiences in ways that single categories cannot capture.



DID YOU KNOW?

Problem gambling




4

Evidence also shows that LGBT+ people

from racially-minoritised groups face additional inequalities across housing, employment, and education. However, there remains limited research in Scotland and the UK on these intersecting inequalities, underscoring the need for more inclusive data and analysis to better understand and address these disparities.





DID YOU KNOW?

LGBT+ Census analysis

5

For more information, search for 'LGBT+' at
www.gcph.co.uk