



DID YOU KNOW?

# Age gradients in LGBT+ status and implications for public health





LGBT+ Census analysis

1

# Did you know... that the Scottish Census

shows a clear age gradient in LGBT+ identification, with much higher proportions of younger people reporting LGBT+ identities than older people. Around **1 in 8** people aged 16–24 identify as LGB+, compared to **1 in 52** people aged 50–64 years old, and **1 in 167** people aged 65+.





2

## A similar pattern is seen in those identifying

as trans or as having a trans history, with **1.7%** of 16–24 year olds identifying as trans or with a trans history compared to just **0.3%** of those aged over 50 years old.

These trends reflect a changing population profile, where younger generations are increasingly likely to identify as LGBT+.







3

# This shift is thought to be influenced by

greater social acceptance, increased visibility, and the removal of discriminatory laws, enabling more people to openly express their identity. Within trans populations, some older individuals who have lived in their affirmed gender for much of their lives may no longer identify as trans, contributing to lower reported prevalence in older age groups.






4

## Evidence from England and Wales

also suggests that LGB+ populations may experience higher all-cause mortality (around **1.3x higher** than heterosexual populations), indicating shorter average life expectancy. These findings highlight the need to plan for increasingly diverse younger populations while addressing ongoing inequalities affecting older LGBT+ groups.





DID YOU KNOW?

## LGBT+ Census analysis

5

---

For more information, search for 'LGBT+' at  
[www.gcph.co.uk](http://www.gcph.co.uk)