



DID YOU KNOW?

Patterns of socioeconomic inequality in LGBT+ populations



LGBT+ Census analysis




1


Did you know...

Census data show that

LGBT+ people experience consistent differences across key socioeconomic indicators, reflecting uneven access to resources and opportunities. Home ownership is lower among LGBT+ populations, who are more likely to live in private renting or rent-free accommodation. Renting/rent-free housing patterns may reflect forms of 'hidden homelessness', such as couch surfing or staying temporarily with others, which are more commonly reported among LGBT+ communities.



LGBT+ Census analysis



DID YOU KNOW?

LGBT+ Census analysis

2

LGBT+ populations experience higher rates

of unemployment and are overrepresented at both the highest and lowest ends of the occupational spectrum, indicating a polarised labour market position. Despite this, LGB+ people are more likely to hold degree-level qualifications than heterosexual populations, although lower attainment is seen among some trans groups.






3


Together, these findings reinforce the

need to routinely include sexual orientation and gender identity in workforce and education data to identify the root and prevalence of inequalities. LGBT+ communities must be embedded within long-term planning, service design, and workforce development to ensure equal access to opportunities and progression.



DID YOU KNOW?

LGBT+ Census analysis



LGBT+ Census analysis

4

For more information, search for 'LGBT+' at
www.gcph.co.uk